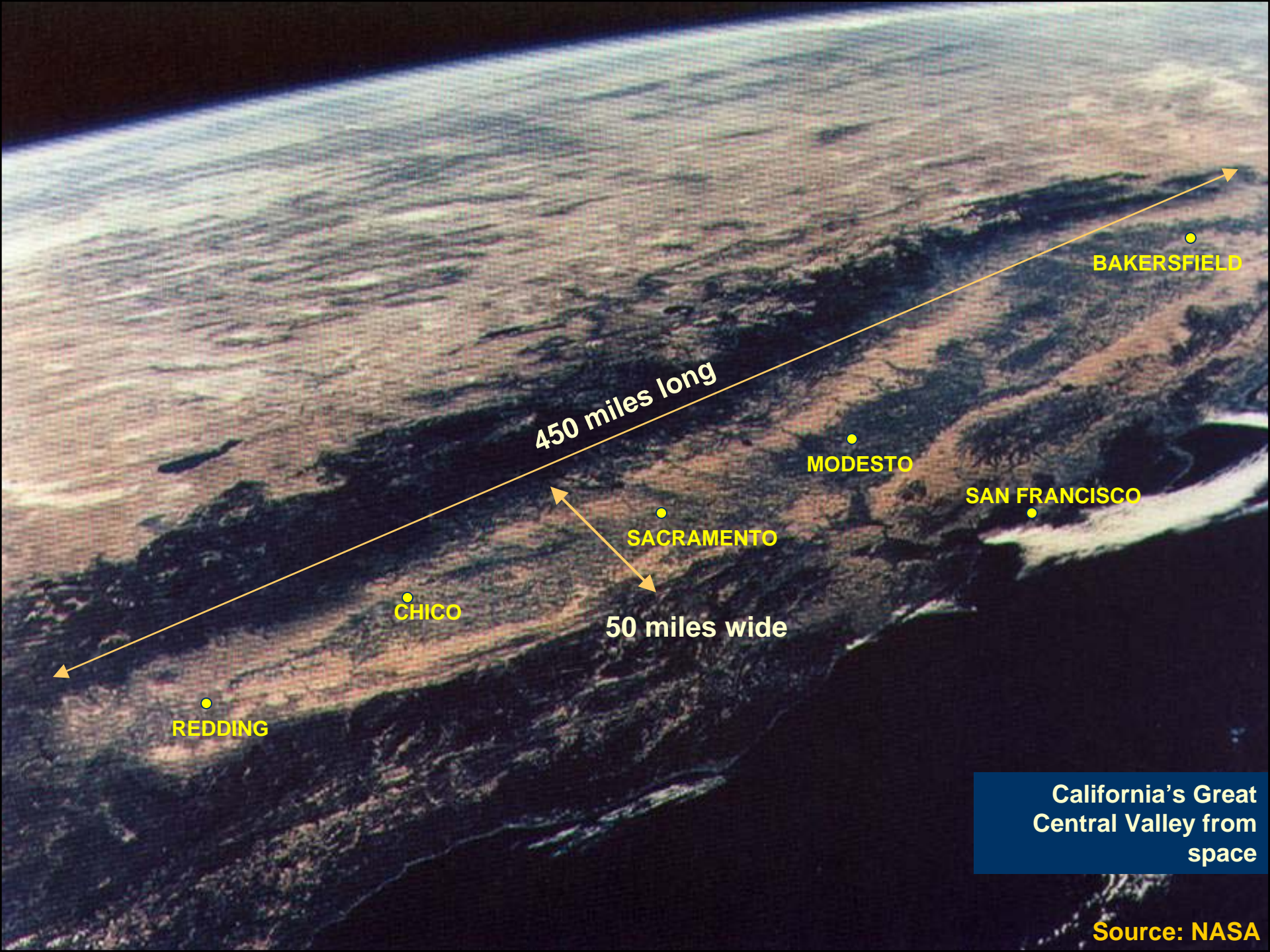




# Land Use, Transportation and Air Quality; Rebuilding the Valley

September 29, 2004  
Air Quality Symposium

Carolyn Ratto  
The Great Valley Center  
Modesto, California  
[carolyn@greatvalley.org](mailto:carolyn@greatvalley.org)



BAKERSFIELD

450 miles long

MODESTO

SAN FRANCISCO

SACRAMENTO

50 miles wide

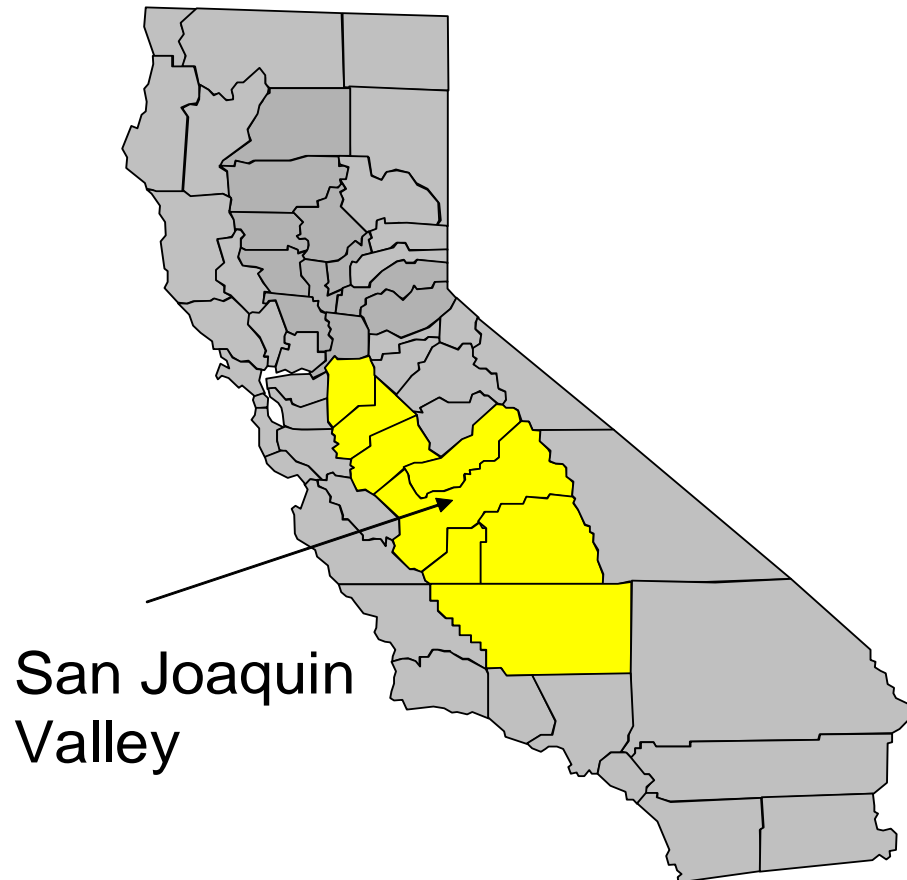
CHICO

REDDING

California's Great Central Valley from space

Source: NASA

# San Joaquin Valley



- 8 Agriculturally-based Counties
- 62 incorporated cities
- 3.3 Million People
- One major watershed
- One air basin

# The Valley has some of the nation's worst air



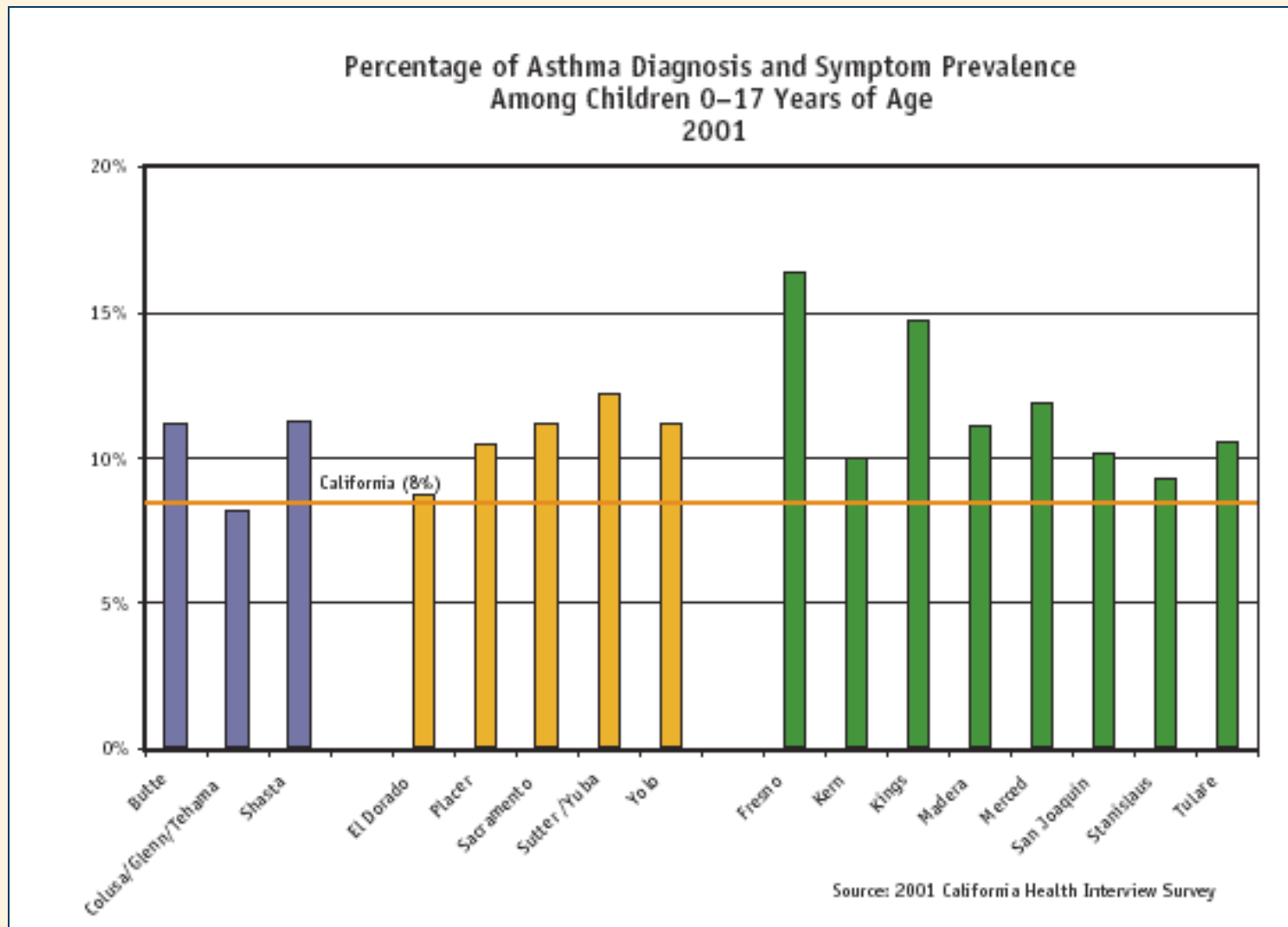
**Smog obscuring Downtown Fresno and the Sierra Nevada in 2003**

## **Top 10 Most Ozone-polluted cities**

1. Los Angeles-Riverside-Orange County, Calif.
2. **Fresno, Calif.**
3. **Bakersfield, Calif.**
4. **Visalia-Tulare-Porterville, Calif.**
5. Houston-Galveston-Brazoria, Texas
6. **Sacramento-Yolo, Calif.**
7. **Merced, Calif.**
8. Atlanta, Ga.
9. Knoxville, Tenn.
10. Charlotte-Gastonia-Rock Hill, N.C.-S.C.

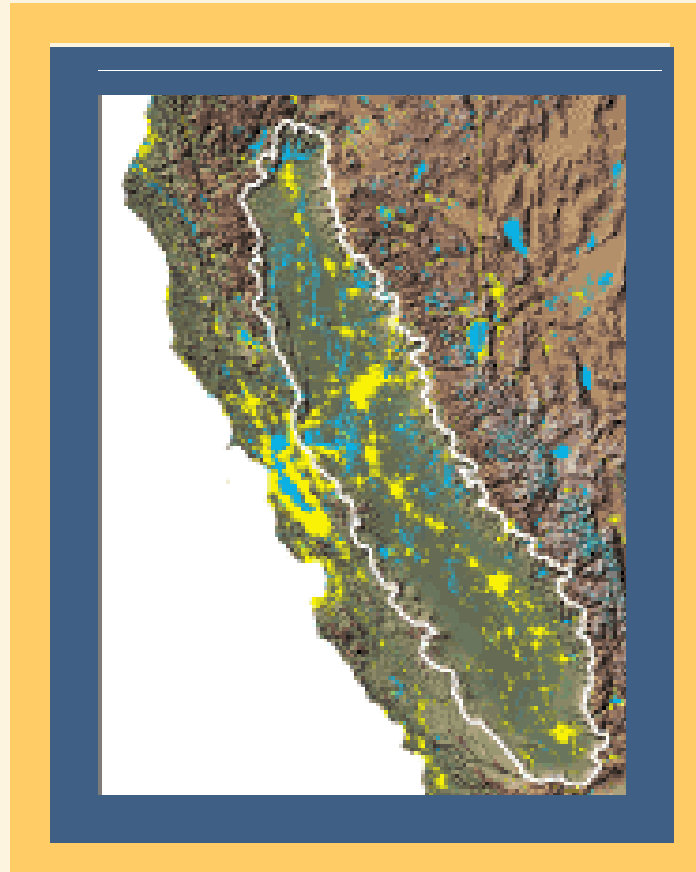
Source: American Lung Association 2003 State of the Air Report

# Air impact from other regions? More symptoms of Asthma in San Joaquin Valley



Growth  
is the  
most  
visible  
change:

The  
Valley  
has  
grown  
since  
1925



1925

1940

1954

1964

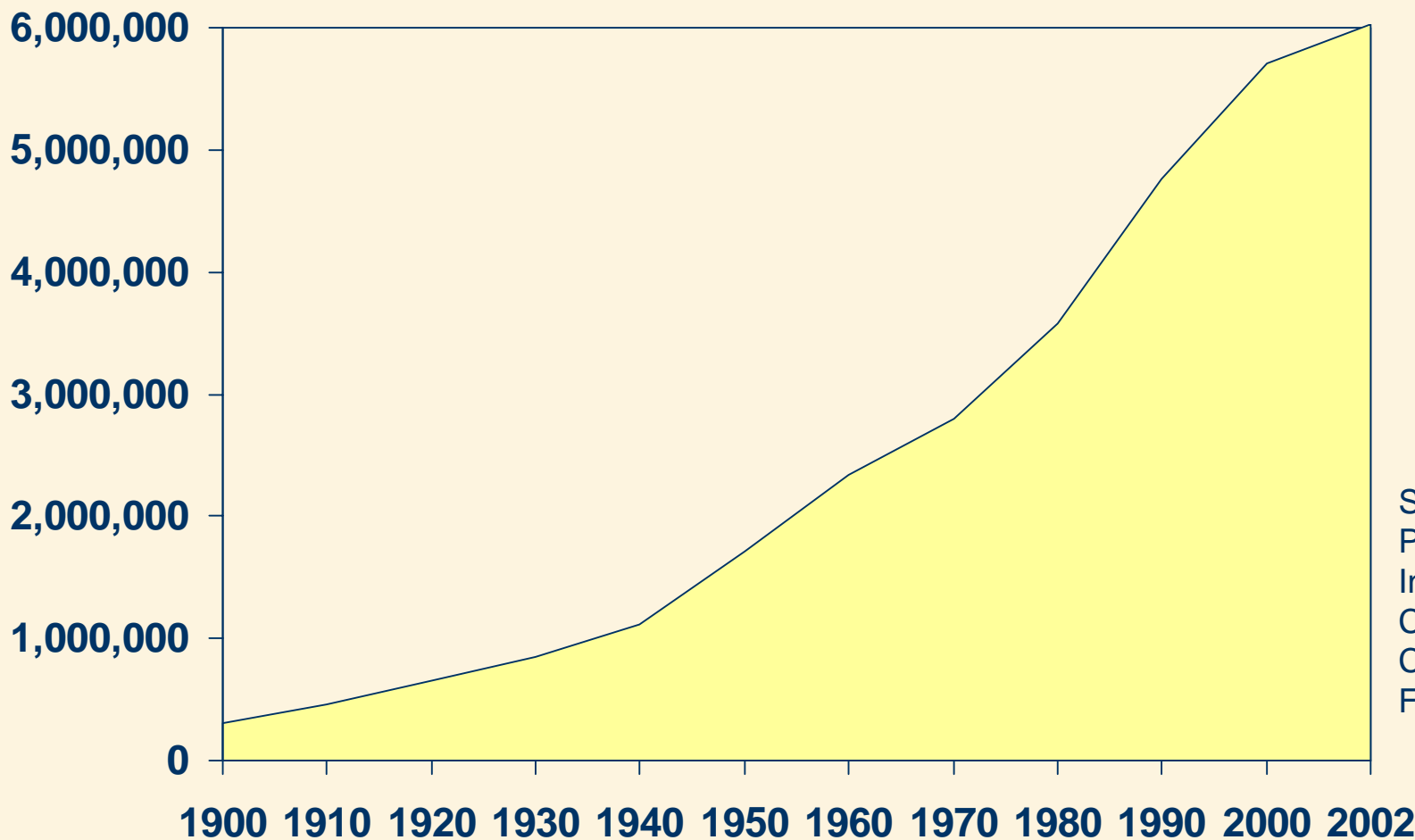
1975

1996

Source: "Assessment  
of Urban Growth in the  
Central Valley" USGS  
and Great Valley  
Center (2000).

# The Valley is home to 6 million people today

## Central Valley Population 1900-2002



Source:  
Public Policy  
Institute of  
California;  
Calif. Dept. of  
Finance

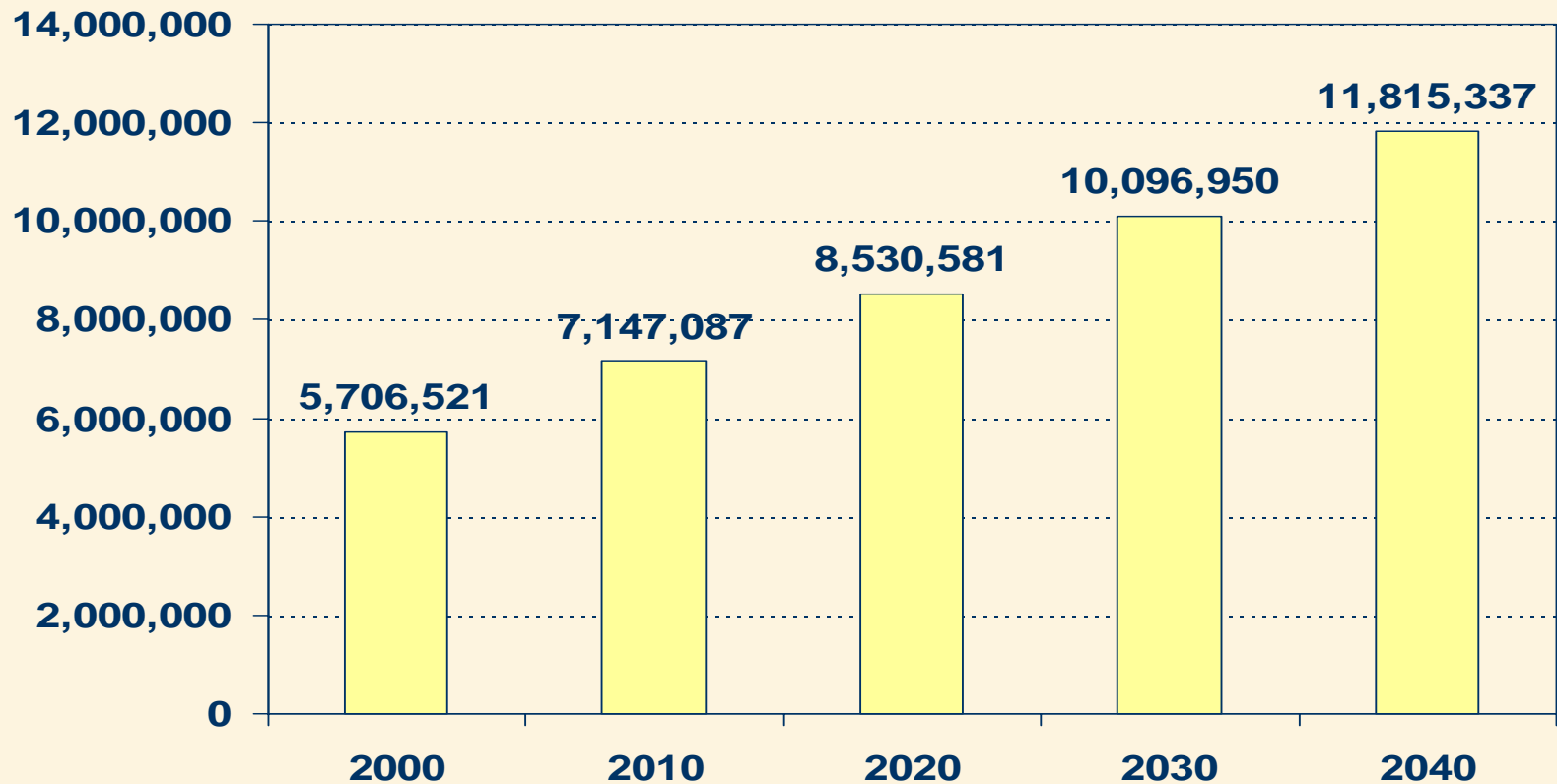
What has  
caused  
Valley  
population  
growth?

- Domestic migration  
1940-1980s
- Foreign migration  
1980-1990s
- Natural increase  
1945-1965; 1980-1990s



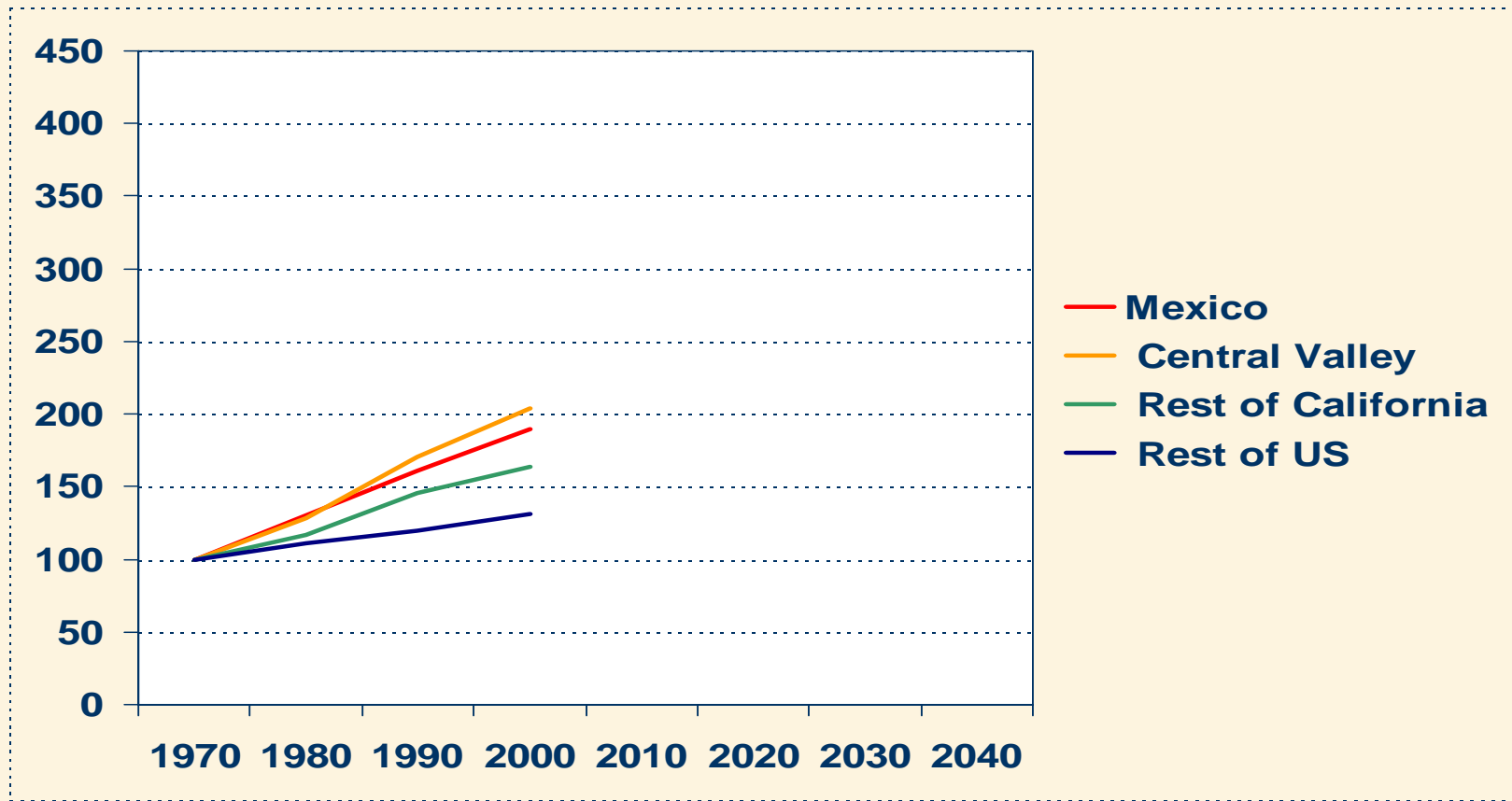


# The Valley will be home to almost 12 million by 2040



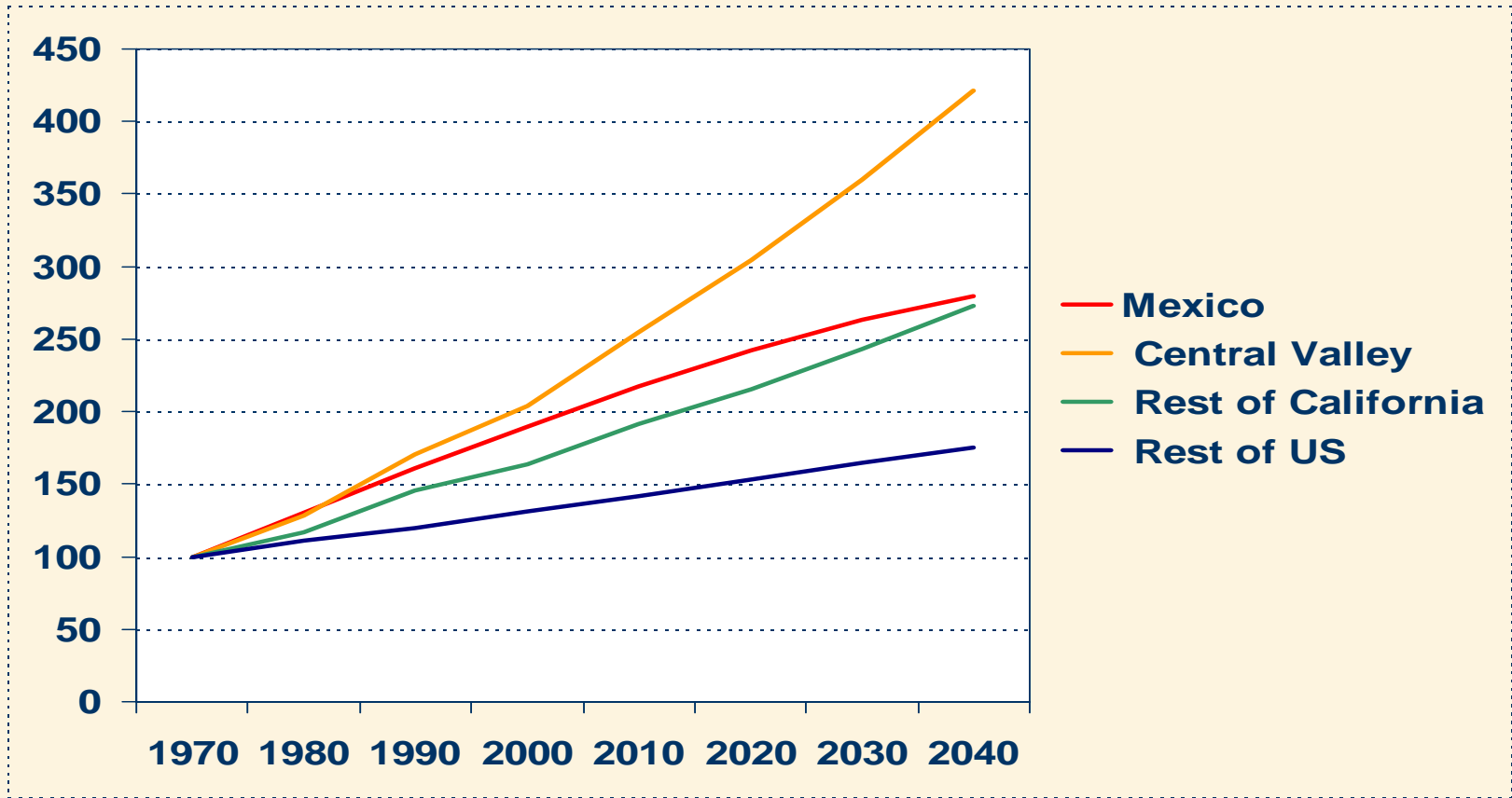
Source: Public Policy Institute of California; Calif. Dept. of Finance

# Valley Growth Compared through 2040: *Mexico, California and U.S.* *(1970 population = 100)*



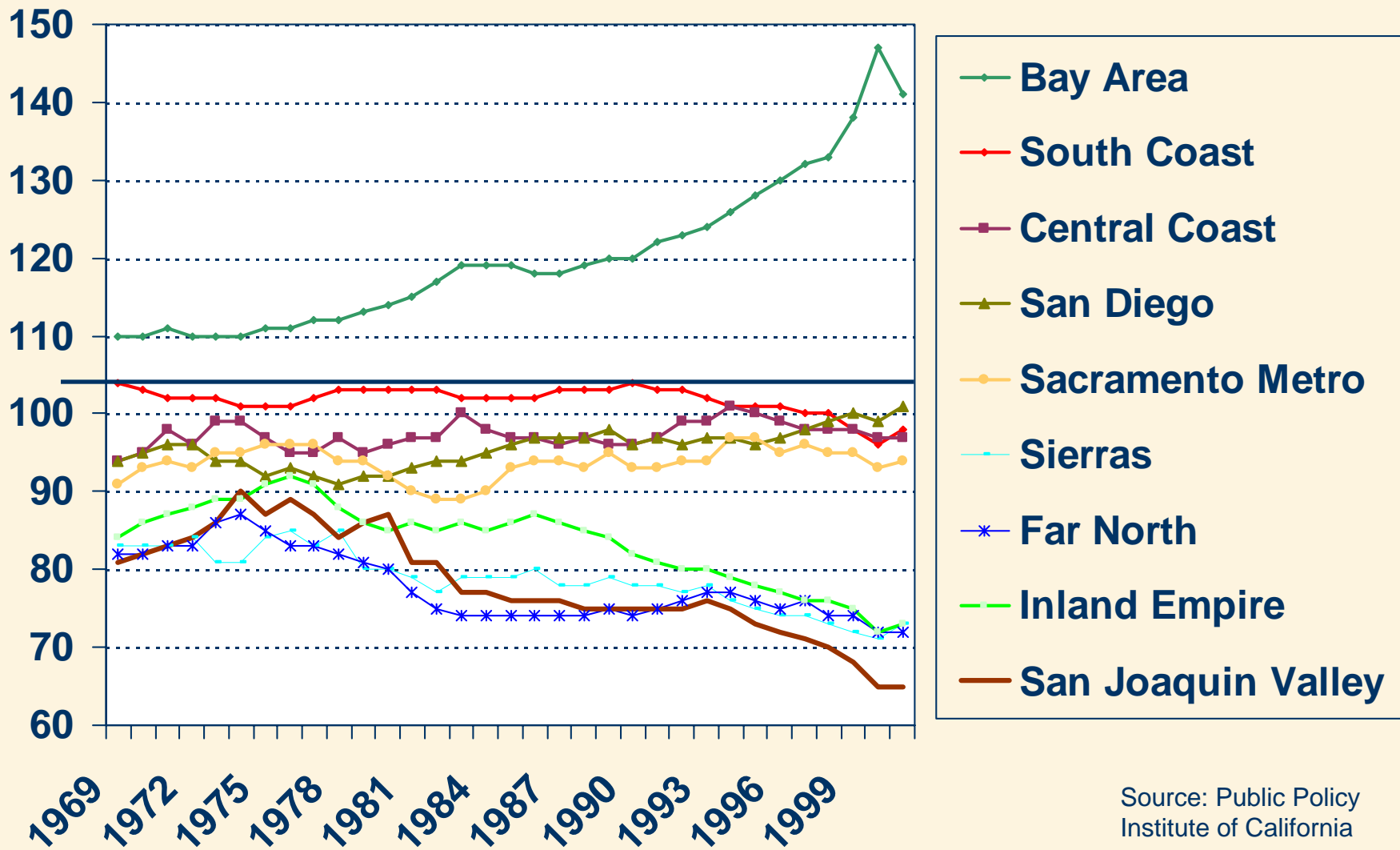
Source: CA Dept. of Finance; Hans Johnson, Public Policy Institute of California, [www.ppic.org](http://www.ppic.org)

# Valley Growth Compared through 2040: *Mexico, California and U.S.* (1970 population = 100)



Source: CA Dept. of Finance; Hans Johnson, Public Policy Institute of California, [www.ppic.org](http://www.ppic.org)

# Regional Per Capita Income Trails the State: (100 = State Per Capita Income)



Source: Public Policy  
Institute of California

The other growth issues:  
The Valley has the potential to be a liability  
to California and the nation  
due to its weak base



2003 Associated Press photo of  
conditions in Tulare County

*“Those of us who  
live here have  
learned to drive on  
the right roads so  
we don’t have to  
look at this.”*

Visalia Times Delta, June 6, 2004

Any solution will require the cooperation of the Valley's multi-billion dollar economic base: Agriculture



# Can Renewables Be Part of the Solution?

- **Unique tool for economic development**
  - Environmentally sound
  - Helps meet new regulations
  - Creates jobs
- **Potential in Valley**
  - Huge volume of dairy waste
  - High solar radiation levels
  - Massive biomass potential
  - Manufacturing base already exists
- **Potential for Valley**
  - No other region has been able to claim leadership in Renewables...yet



What  
will high  
speed  
rail's  
impact  
be?







Traditions

**LARGE HOMES**  
**LARGE LOTS**  
**4 CAR GARAGES**

**FITZPATRICK**  
**H • O • M • E • S**

# Housing...thinking outside the box!

**Incrementally increasing densities in existing cities and continuing investment in their centers**

**Using existing infrastructure, accommodating growth through infill development and redevelopment where possible.**

**Limiting outward growth of communities by phasing growth.**

**Overall, the designers advocated...**

**Conserving the most fertile land**  
for agricultural use

**Strategically organizing growth through**  
**transportation infrastructure**

**Providing greater variety in housing options**  
for the region's increasingly diverse population

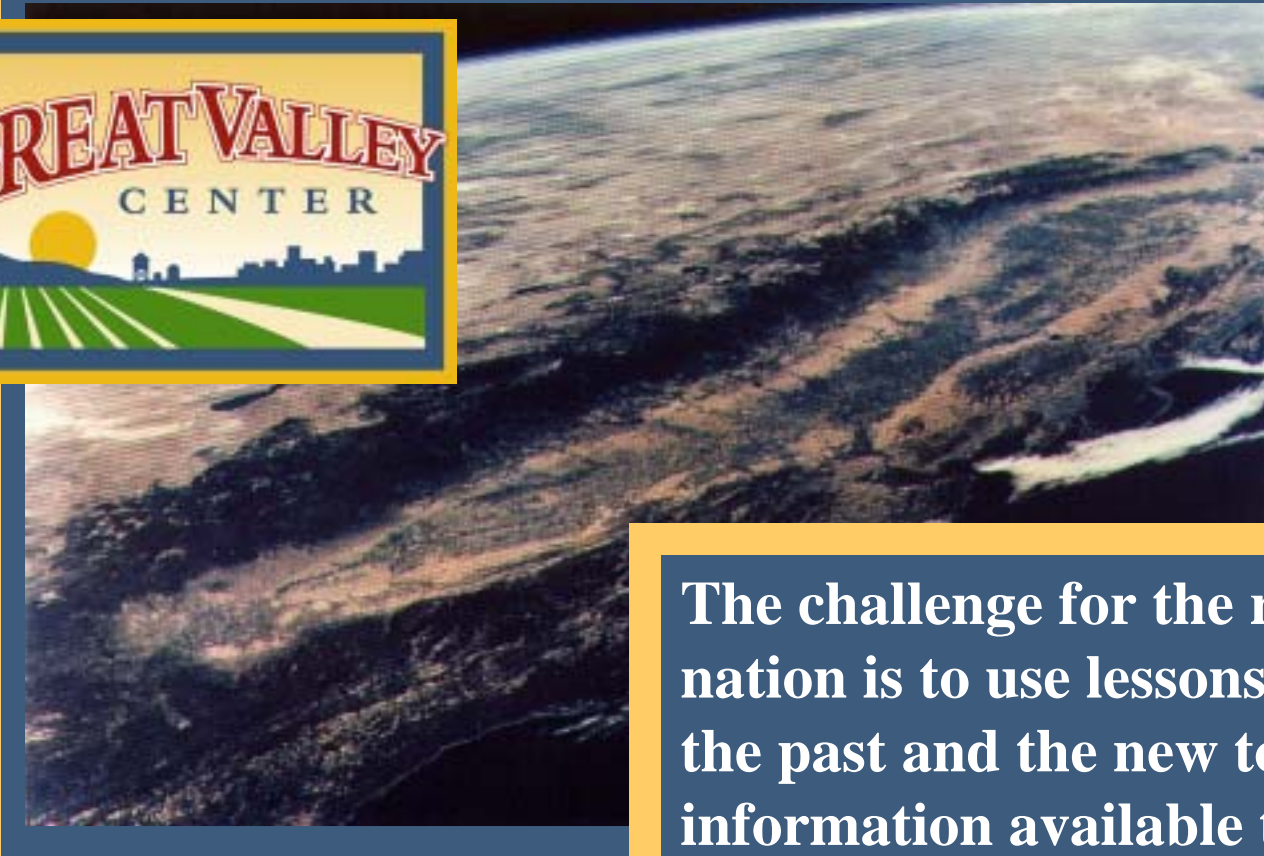


# Four alternative futures: The San Joaquin Valley in 2025?



We acknowledge the complexity of issues and believe that the best solutions will be a product of **diverse participation** and **collaboration.**





**The challenge for the region and the nation is to use lessons learned from the past and the new tools and information available today to find ways to accommodate population and economic growth in ways that are environmentally sustainable and continue to provide the high quality of life that Americans have come to expect.**

# Upcoming GVC Events

- **Renewable Energy Bus Tour**

October 7-8 , 2004

Departs from Sacramento

Contact: J.P. Batmale; [jp@greatvalley.org](mailto:jp@greatvalley.org)

- **Sacramento Valley Forum:**

“Our Authentic Economy”

October 21, 2004; Chico, CA

Contact: Heidi Arno; [heidi@greatvalley.org](mailto:heidi@greatvalley.org)

- **FCC/WISP Convening**

Details to follow

Contact: Carolyn Ratto;  
[carolyn@greatvalley.org](mailto:carolyn@greatvalley.org)

- **Annual Central Valley Conference**

Our Place in the World

May 11-12, 2005; Sacramento,

Contact: Heidi Arno;  
[heidi@greatvalley.org](mailto:heidi@greatvalley.org)





# Contact Information

The Great Valley Center  
201 Needham Street  
Modesto, California 95354  
(209) 522-5103  
[carolyn@greatvalley.org](mailto:carolyn@greatvalley.org)

[www.greatvalley.org](http://www.greatvalley.org)